

Environmental Coatings Applicator Model PSA-1000


**If your dozer can go there,
so can our Applicator.**



LSC Environmental Products, LLC
www.LSCenv.com • sales@LSCenv.com • 800-800-7671



Only the rugged PSA Series Applicator was conceived, designed and created for your landfill.



**HEAVY DUTY
DIESEL ENGINE**

**ADJUSTABLE
HEIGHT
DRAW BAR**


**POSI-TRU™ GROUND
CLEARANCE**

~21" Ground Clearance to the most critical point on the unit, the axles.

**SPLASH FREE
INLET**




**ON BOARD
RESERVE WATER
TANK & PUMP**



Spray Nozzles



Inlet Safety & Product Gate



48 HP (Minimum) T4 Diesel Engine



Weatherproof Ignition Panel & Simple Operator Controls



Solid Rubber Tires



Nozzle Storage Chest

Environmental Coatings Applicator

Model PSA-1000

Specifications – Standard Items

Width / Height / Overall Length:

262" / 90" / 116"

Empty Weight / Full Weight:

7,720 lbs. / 19,015 lbs.

Product Tank:

Capacity: 1,105 Gallons
Material Thickness: 3/16"
Interior Coating: Coal Tar Epoxy

Mixer Shaft & Paddles:

96" Long x 3" Diameter D.O.M. Shaft
8 Mid-Shaft Paddles
4 End Shaft Paddles
Forward & Reverse

Engine:

Min. 48.8 HP @ 2800 RPM, Turbo
Liquid Cooled
4 Cylinder Diesel
Air Filtration with Service Indicator
Fuel Capacity: 21 Gallons

Hydraulic System:

Open Loop Gear Drive
Filtration: Supply/Return
Tank Capacity: 32 Gallon 15W40

Wheels:

12" Wide x 38" Diameter
Solid Rubber Tires

Electrical:

12 Volt/85 AMP Electrical Ignition
4D Heavy Duty Battery
Audible Alarms
Emergency Shut Down
Operator Signal Horn

Operator Controls:

Electronic Throttle Controller
Mixer, Pump, & Water Pump
Rocker Switches

Product Pump:

3" Positive Displacement Gear Pump
Maximum Flow Rating of 232 GPM
@ 400 RPM
Forward & Reverse

Nozzles:

Long Range Solid Stream
15° Flat Spray
25° Flat Spray
50° Flat Spray
25° Low Flow Spray

Reserve Water Tank:

Capacity: 170 Gallon
Hydraulic Over Hydraulic Centrifugal
Pump — 114 GPM @ 180 PSI

Suspension:

Two (2) 10,000 lbs. Independent
Suspension Axles
Total Capacity: 20,000 lbs.

Posi-Tru™ Ground Clearance:

~21" to Bottom of Axle

Main Frame & Hitch Beams:

4" x 8" Rectangular Tubing

Draw Bar:

3" x 4" Rectangular Tubing
5,000 lbs. Vertical Jack
85,000 lbs. 2 Position Drawbar Mount

Miscellaneous:

Nozzle Storage Box
Nozzle Rinse Bucket
Scraper
Grease Gun
Tow Bar Jack
Clean-off Hose

Specifications – Optional Items

Manual Hose Storage Reel

Skid-Mounted Unit

Night Application Light Package

The LSC Family of Products



For technical services or to locate your nearest LSC Environmental Coatings Applicator dealer:



ENVIRONMENTAL
PRODUCTS, LLC™

Call: **1-800-800-7671** • Email: **Sales@LSCenv.com**

Visit LSC online at: **www.LSCenv.com**

LSC Environmental Products, LLC

2183 Pennsylvania Ave., Apalachin, NY 13732

Information and statements herein are believed to be reliable but are not to be constructed as a warranty or guarantee. LSC Environmental Products, LLC offers no warranties, express or implied. Nothing herein is to be taken as permission to practice any patented invention without a license. All rights reserved. © 2020 LSC Environmental Products, LLC



PSA1000 0720



Solutions for the Greener Good